



**Kampus
Merdeka**
INDONESIA JAYA

SEMESTER LEARNING PLAN

SEMESTER I


COURSE :

INDONESIAN LANGUAGE COURSES

CODE :

AW60910042103

**ISLAMIC ECONOMIC STUDY PROGRAM
FACULTY OF ECONOMIC AND BUSSINESS
MUHAMMADIYAH UNIVERSITY OF MAKASSAR**

	MAKASSAR MUHAMMADIYAH UNIVERSITY	Code : LP-UNISMUH-02.2
	RPS form	Date :
		Revision : 0
		Page

Used to complete	:	LP-UNISMUH-02.2 Learning Process standard
-------------------------	---	--

Process	Person responsible			Date
	Name	Position	Signature	
1. Formulation				
2. Inspection				
3. Consent				
4. Determination				
5. Control				

SEMESTER LEARNING PLAN
(BLENDED LEARNING MODEL – FLIPPED LEARNING TYPE)

COURSE: INDONESIAN LANGUAGE

LIST OF CONTENTS

SEMESTER LEARNING PLAN	1
LIST OF CONTENTS	1
SEMESTER LEARNING PLAN	2
1. 1 st MEETING	8
2. 2 nd MEETING	10
3. 3 rd MEETING	12
4. 4 th MEETING	14
5. 5 th MEETING	16
6. 6 th MEETING	18
7. 7 th MEETING	20
8. 8 th MEETING	22
9. 9 th MEETING	24
10. 10 th & 11 th MEETING	26
11. 12 th MEETING	28
12. 13 th MEETING	29
13. 14 th MEETING	30
14. 15 th MEETING	31
15. 16 th MEETING	33
RENCANA TUGAS PROYEK	34
CPL ASSESSMENT AND ACHIEVEMENTS	41
ASSESSMENT AND ASSESSMENT SCALE	44
BIBLIOGRAPHY	45



**MAKASSAR MUHAMMADIYAH UNIVERSITY
FACULTY ECONOMICS AND BUSINESS
UDI DEVELOPMENT ECONOMICS PROGRAM**

SEMESTER LEARNING PLAN

COURSE NAME	MK CODE	MK RUMPU	WEIGHT (CREDITS)		SEMESTER	DATE OF COMPILATION
Indonesian language	AW60910042103		T=2	P=..	I	2021-2021
POSTGRADUATE GKM	NAME OF RPS PREPAITOR	RMK COORDINATOR		KA PRODI		
Asri Jaya, SE, MM	Muhammad Dahlan, S.Pd. M.Pd	Muhammad Dahlan, S.Pd. M.Pd		Dr. H. Muhammad Najib Kasim, SE, M.Sc		
LEARNING OUTCOMES (CPL – CPMK – Sub CPMK)	GRADUATE LEARNING OUTCOMES CHARGED AT MK (CPL)					
	CPL1(S)	Faithful to God Almighty and able to show a religious attitude (S1).				
		Upholding human values in carrying out duties based on religion, morals and ethics (S2).				
		Integrating academic values, morals and ethics (S3).				
		Respect the diversity of cultures, views, religions and beliefs, as well as other people's original opinions or findings (S5).				
		Demonstrate a responsible attitude towards work in their field of expertise independently (S10).				
	CPL2 (P)	Able to master theoretical concepts in certain basic scientific fields in general which support the understanding of Indonesian Language and Literature and are related to the development of science and technology. (PP 1).				
Mastering the basic theories of language and literature skills (P2).						
Mastering the concepts and techniques of learning program development, presentation (methods, procedures and information technology), classroom management, and evaluation of Indonesian language and literature learning (P4)						



**MAKASSAR MUHAMMADIYAH UNIVERSITY
FACULTY ECONOMICS AND BUSINESS
UDI DEVELOPMENT ECONOMICS PROGRAM**

SEMESTER LEARNING PLAN

	CPL3 (KU)	Able to apply logical, critical, systematic and innovative thinking in the context of developing or implementing science and technology that pays attention to and applies humanities values in accordance with their field of expertise (KU1).
		Able to demonstrate independent, quality and measurable performance (KU2).
		Able to make appropriate decisions in the context of presenting problems in their field of expertise based on the results of information and data analysis (KU5).
		Able to be responsible for the achievement of group work results and supervise and evaluate the completion of work assigned to workers under his/her responsibility. Able to document, store, secure and retrieve data to ensure validity and prevent plagiarism (KU9).
	CPL4 (KK)	Able to plan and conduct studies on the implementation of Indonesian language and literature education through an integrated approach (KK4).
	COURSE LEARNING CAPAIN (CPMK)	
	CPMK1	Students are able to explain the basics of Indonesian properly and correctly (S9, KU1, KK4, P1)
	CPMK2	Students are capable understand standard Indonesian (S9, KU1, KK4, P1)
	CPMK3	Students are able to understand the correct use of spelling rules (PUEBI) (S5, KU3, KK4, P1, P2)
	CPMK4	Students are able to explain effective sentences (S5, KU3, KK4, P1, P2)
CPKM5	Students are able to understand scientific reasoning (S5, KU3, KK4, P1, P2)	
CPKM6	Students are able to create and develop paragraphs correctly (S5, KU3, KK4, P1, P2)	
CPKM7	Students are able to explain the purpose of writing, materials and essay framework . (S5, KU3, KK4, P1, P2)	
CPKM8	Students are able to explain how to write a good and correct official letter . (S5, KU3, KK4, P1, P2)	
CPKM9	Students are able to explain how to write scientific papers (papers/reports) with the correct procedures (S5, KU3, KK4, P1, P2)	



**MAKASSAR MUHAMMADIYAH UNIVERSITY
FACULTY ECONOMICS AND BUSINESS
UDI DEVELOPMENT ECONOMICS PROGRAM**

SEMESTER LEARNING PLAN

FINAL CAPABILITY OF EACH LEARNING STAGE (Sub-CPMK)

Sub-CPMK1	Students are able to explain the meaning of Indonesian well (C2, P1, A1-CPMK1).
Sub-CPMK2	Students are able to explain the correct meaning of Indonesian (C5, P2, A4-CPMK1).
Sub-CPMK3	Students are able to understand the characteristics of standard Indonesian (C 2 , P2, A 4 -CPMK2).
Sub-CPMK4	Students are able to understand the characteristics of non-standard Indonesian (C 6 , P1, A2-CPMK2).
Sub-CPMK5	Students are able to understand capital letters, italics, derivative words, word combinations and particle writing (C2, P1, A1-CPMK3).
Sub-CPMK6	Students are able to understand writing abbreviations, acronyms, numbers, and writing number symbols. (C 6 , P1, A2- CPMK3).
Sub-CPMK 7	Students are able to explain effective sentences of equivalence and unity (Alignment and Emphasis) (C 2 , P2, A 4 -CPMK 4).
Sub-CPMK 8	Students are able to explain effective sentences of equivalence and unity (frugality and variety) (C 6 , P1, A2-CPMK 4).
Sub-CPMK 9	Students are capable. Students are able to understand the process of scientific reasoning adequately (deductive, inductive, and fallacious reasoning). (C 2 , P 1 , A 1 -CPMK 5).
Sub-CPMK 10	Students are able to make paragraphs correctly. (C 6 , P1, A2-CPMK 6).
Sub-CPMK 11	Students are able to develop paragraphs correctly (C 2 , P2, A 4 -CPMK 6).
Sub-CPMK 12	Students are able to explain the purpose of writing and the framework of the essay (C 3 , P1, A2-CPMK 7).
Sub-CPMK 13	Students are able to understand the form of essays and organizational patterns (C 2 , P2, A 4 -CPMK 7).
Sub-CPMK 14	Students are able to understand how to write official letters correctly (C 6 , P1, A2-CPMK 8).
Sub-CPMK1 5	Students are able to understand word writing, use and writing of letters and punctuation in writing scientific papers (C 2 , P 2 , A 4 -CPMK 9).



**MAKASSAR MUHAMMADIYAH UNIVERSITY
FACULTY ECONOMICS AND BUSINESS
UDI DEVELOPMENT ECONOMICS PROGRAM**

SEMESTER LEARNING PLAN

CORRELATION	Sub-CPMK 16	Students are able to understand quotations, footnotes and bibliography in writing scientific papers (C 6 , P1, A2-CPMK 9).								
	Sub-CPMK1 Sub-CPMK2	Sub-CPMK3 Sub-CPMK4	Sub-CPMK5 Sub-CPMK6	Sub-CPMK7 Sub-CPMK8	Sub-CPMK9 Sub-CPMK10	Sub-CPMK11 Sub-CPMK12	Sub-CPMK13 Sub-CPMK14	Sub-CPMK15 Sub-CPMK16	Sub-CPMK17 Sub-CPMK18	
	CPMK1	√								
	CPMK2		√							
	CPMK3			√						
	CPMK4				√					
	CPMK5					√				
	CPMK6						√			
	CPMK7							√		
	CPMK 8								√	
CPMK 9									√	
COURSE DESCRIPTION	<p>course is one of the general courses for students of the Indonesian Language and Literature Education Study Program at the first semester level. Indonesian is a basic course for learning about Indonesian, which is the main language of Indonesia. By teaching Indonesian, students are able to differentiate many things in its use when communicating. In its position as a national language , the function of Indonesian is as a symbol of national pride, national identity , a means of communication between citizens, between regions and between cultures, as well as a means of unifying ethnicity, culture and language in the archipelago.</p>									



**MAKASSAR MUHAMMADIYAH UNIVERSITY
FACULTY ECONOMICS AND BUSINESS
UDI DEVELOPMENT ECONOMICS PROGRAM**

SEMESTER LEARNING PLAN

**STUDY
MATERIALS
(TOPICS)**

1. The basics of good and correct Indonesian
2. Standard Indonesian
3. Use of correct spelling rules (PUEBI)
4. Effective sentence
5. Scientific reasoning
6. Paragraph
7. Outline
8. Official letter
9. Scientific papers

REFERENCE

Main Reference

1. Dryden, Bobb, Mark Reardon, and Sarah Singer-Nourie. 2001. *Quantum Teaching: Practicing Quantum Learning in Classrooms* . Bandung: Kaifa.
2. Hamalik, Umar. 2003. *Teaching and Learning Process* . Jakarta: Bumi Literacy.
3. Pah, DN 1984. *Strengthening Skills* . Jakarta: L2LPTK.
4. Entang, M. And Raka Joni. 1984. *Classroom Management* . Jakarta: L2LPTK.
5. Keraf, Gorys. 1980. Composition: An Introduction to Language Skills. Ende-Flores: Beautiful Nusa. Pg. 34--61. 8.
6. Moeliono, Anton M (supervising editor). 1988. Standard Grammar of Indonesian. Jakarta: PT Balai Pustaka.
7. General Guidelines for Improved Indonesian Spelling .
8. General Guidelines for Formation of Terms.
9. Razak, Abdul. 1990. Effective Sentences, Structure, Style, and Variations. Jakarta: PT Gramedia.
10. Suryawinata, Zuchrudin. And Imam Suyitno. 1991. Indonesian for Science & Technology. Malang: YES3. Pg. 39--73.
11. Respatiadi, H., & Tandra, S. (2018). Underage and Unrecorded: Alcohol Consumption and its Health Risk for the Youth Case Study in Bandung, West Java. 0–24.
12. Phillips, T., Phillips, A., & Phillips, T. (nd). 2. Student, I. (1891). A Guide Book to Books. Nature, 44(1131), 196–196.



**MAKASSAR MUHAMMADIYAH UNIVERSITY
FACULTY ECONOMICS AND BUSINESS
UDI DEVELOPMENT ECONOMICS PROGRAM**

SEMESTER LEARNING PLAN

13. IUP-Guide-Book-2022.pdf. (nd).

Additional References:

- Internet
 - Education journal
1. Meier, Dave. 2002. *The Accelerated Learning Handbook* . Bandung: Kaifa.
 2. Parera, DJ 1993. *Questioning and Explaining Skills*

**LECTURER
NAME**

Muhammad Dahlan, S.Pd. M.Pd

**REQUIRED
COURSES**

-

1. 1ST MEETING

LESSON PLAN: 1 ST MEETING							
ASPECT	ONLINE				OFFLINE		
SUB-CPMK	Students are able to explain the meaning of Indonesian well (C2, P1, A1-CPMK1).						
INDICATOR	Explain the meaning of good Indonesian						
STUDY MATERIALS	The basics of good and correct Indonesian						
INSTRUCTIONAL MEDIA	SPADA URL	https://spada.unismuh.ac.id/course/view.php?id=3771					
	LMS Features	Page		Lessons		Slides	√
		URLs	√	Forum		Quiz	√
		Dock		Task		Meetings	√
		Videos		Survey		Other	
Other Media	Googlemeet https://meet.google.com/mkc-rbdw-bnz						
LEARNING MODEL	LMS Scenarios & Features				Scenario		
	Form: LMS Lecture Method: Feedback <i>Indonesian language</i> course and read the instructions outlined in the first topic. Then students download the <i>PowerPoint</i> material and join GoogleMeet. After that, the lecturer explained the material and carried out question and answer activities.				Form: Lecture and Discussion Method: Lecture, <i>cooperative learning</i> , Question and answer		
LEARNING TIME BURDEN	<ul style="list-style-type: none"> ▪ Independent Study : 2 x 6 0 minutes ▪ Structured Assignments : 2 x 6 0 minutes 				<ul style="list-style-type: none"> ▪ Face to face : 2 x 50 minutes 		

LESSON PLAN: 1 ST MEETING				
ASPECT	ONLINE		OFFLINE	
LEARNING EXPERIENCE	Student activeness, completeness and correctness of explanations, and communication skills (concluding material introducing <i>Indonesian concepts</i>)		Students listen carefully when the lecturer explains and respond well to offline activities.	
LEARNING ASSESSMENT	LMS Features	Instruments	Type	Instruments
	Spada	Nontest	-	Nontest
	Weight : 5%			

2. 2ND MEETING

LESSON PLAN: 2 ND MEETING							
ASPECT	ONLINE				OFFLINE		
SUB-CPMK	Students are able to explain the correct meaning of Indonesian (C5, P2, A4-CPMK1).						
INDICATOR	Explain the correct meaning of Indonesian						
STUDY MATERIALS	The basics of good and correct Indonesian						
INSTRUCTIONAL MEDIA	SPADA URL	https://spada.unismuh.ac.id/course/view.php?id=3771					
	LMS Features	Page	√	Lessons		Slides	√
		URLs	√	Forum	√	Quiz	
		Dock		Task		Meetings	√
		Videos		Survey		Other	
Other Media	Googlemeet https://meet.google.com/mkc-rbdw-bnz						
LEARNING MODEL	LMS Scenarios & Features				Scenario		
	<p>Form: LMS Lecture</p> <p>Method: Feedback, <i>Cooperative Learning</i> (question and answer and discussion)</p> <p><i>the Indonesian language</i> course and read the instructions outlined in the second topic. Then students download <i>the PowerPoint</i> material for opening and closing the lesson and join the <i>Google Meet</i>. After that, the lecturer explained the material and carried out question and answer activities. Then students can ask questions and have discussions through the Spada discussion forum.</p>				<p>Form: Lecture</p> <p>Method: Feedback, <i>Cooperative Learning</i> (question and answer and discussion)</p>		
LEARNING TIME BURDEN	<ul style="list-style-type: none"> ▪ Independent Study : 2 x 60 minutes ▪ Structured Assignments : 2 x 60 minutes 				<ul style="list-style-type: none"> ▪ Face to face : 2 x 50 minutes 		

LESSON PLAN: 2nd MEETING				
ASPECT	ONLINE		OFFLINE	
LEARNING EXPERIENCE	Student activity, completeness and correctness of explanations in explaining the material, and ability to develop learning materials.		Students listen carefully when the lecturer explains and respond well to offline activities.	
LEARNING ASSESSMENT	LMS Features	Instruments	Type	Instruments
	Quiz via Spada	Writing test	Free Description	Written test
	Weight : 5%			

3. 3RD MEETING

LESSON PLAN: 3 RD MEETING							
ASPECT	ONLINE				OFFLINE		
SUB-CPMK	Students are able to understand the characteristics of standard Indonesian (C 2 , P2, A 4 -CPMK2)						
INDICATOR	Understand the characteristics of standard Indonesian						
STUDY MATERIALS	Standard Indonesian						
INSTRUCTIONAL MEDIA	SPADA URL	https://spada.unismuh.ac.id/course/view.php?id=3771					
	LMS Features	Page	√	Lessons		Slides	
		URLs	√	Forum	√	Quiz	
		Dock		Task		Meetings	
		Videos		Survey		Other	
Other Media	Googlemeet https://meet.google.com/mkc-rbdw-bnz						
LEARNING MODEL	LMS Scenarios & Features				Scenario		
	<p>Form: LMS Lecture</p> <p>Method: Lecture, <i>inquiry</i> , question and answer, and discussion <i>the Indonesian language</i> course and read the instructions outlined in the third topic. Then students are assigned to read and understand basic and advanced questioning skills material via the URL link https://docs.google.com/document/d/e/2PACX-1vRSF8dDvIwuTgsW9I9Qk-zu9kseDS8WYQSVvFIKWe8E_aJvahSICSV7USLeDXMrGxJttTU9gpwBBxJB/pub before the <i>Indonesian language</i> course learning process takes place. Then join via <i>googlemeet</i> . After that, the lecturer explained the material and carried out question</p>				<p>Form: Lecture and response</p> <p>Method: Inquiry</p>		

LESSON PLAN: 3 rd MEETING				
ASPECT	ONLINE		OFFLINE	
	and answer activities. Students can ask questions and conduct discussions through the Spada discussion forum.			
LEARNING TIME BURDEN	<ul style="list-style-type: none"> ▪ Independent Study : 2 x 60 minutes ▪ Structured Assignments : 2 x 60 minutes 		<ul style="list-style-type: none"> ▪ Face to face : 2 x 50 minutes 	
LEARNING EXPERIENCE	Student activity, completeness and correctness of explanations in explaining the material, and ability to develop learning materials.		Students listen carefully when the lecturer explains and respond well to offline activities.	
LEARNING ASSESSMENT	LMS Features	Instruments	Type	Instruments
	Spada	Nontest	-	Nontest
	Weight : 5%			

4. 4TH MEETING

LESSON PLAN: 4 th MEETING							
ASPECT	ONLINE				OFFLINE		
SUB-CPMK	Students are able to understand the characteristics of non-standard Indonesian (C 6 , P1, A2-CPMK2)						
INDICATOR	Understand the characteristics of non-standard Indonesian						
STUDY MATERIALS	Standard Indonesian						
INSTRUCTIONAL MEDIA	SPADA URL	https://spada.unismuh.ac.id/course/view.php?id=3771					
	LMS Features	Page	√	Lessons		Slides	
		URLs	√	Forum	√	Quiz	
		Dock		Task		Meetings	
		Videos		Survey		Other	
Other Media	WhatsApp Groups						
LEARNING MODEL	LMS Scenarios & Features				Scenario		
	<p>Form: LMS Lecture</p> <p>Method: Students open the LMS (Spada) at the fourth meeting of the Indonesian language course and read the instructions outlined in the fourth topic. Then students are assigned to read and understand the material via the URL link that has been shared. Then students can ask questions and have discussions through the Spada discussion forum.</p>				<p>Form: Lecture and discussion</p> <p>Method: Lecture, <i>Discovery Learning</i></p>		
LEARNING TIME BURDEN	<ul style="list-style-type: none"> ▪ Independent Study : 2 x 60 minutes ▪ Structured Assignments : 2 x 60 minutes 				<ul style="list-style-type: none"> ▪ Face to face : 2 x 50 minutes 		
LEARNING EXPERIENCE	Student activity, completeness and correctness of explanations in explaining the material, and ability to develop learning materials.				Students listen carefully when the lecturer explains and respond well to offline activities.		
	LMS Features		Instruments		Type		Instruments

LESSON PLAN: 4 th MEETING			
ASPECT	ONLINE		OFFLINE
LEARNING ASSESSMENT	Spada Quiz	Test Description	Free Description
	Test Description 5 questions		
	Weight : 5%		

5. 5TH MEETING

LESSON PLAN: 5 th MEETING						
ASPECT	ONLINE				OFFLINE	
SUB-CPMK	Students are able to understand capital letters, italics, derivative words, word combinations and particle writing (C2, P1, A1-CPMK3).					
INDICATOR	understand capital letters, italics, derivative words, word combinations and particle writing					
STUDY MATERIALS	Use of correct spelling rules (PUEBI)					
INSTRUCTIONAL MEDIA	SPADA URL	https://spada.unismuh.ac.id/course/view.php?id=3771				
	LMS Features	Page	√	Lessons		Slides
		URLs	√	Forum	√	Quiz
		Dock		Task		Meetings
		Videos		Survey		Other
Other Media	<i>WhatsApp Group</i>					
LEARNING MODEL	LMS Scenarios & Features				Scenario	
	<p>Form: LMS Lecture</p> <p>Method: Lecture, <i>Discovery Learning</i></p> <p><i>the Indonesian language</i> course and read the instructions outlined in the fifth topic. Then students are assigned to read and understand the material via the URL link that has been shared. Then students can ask questions and have discussions through the Spada discussion forum.</p>				<p>Form: Lecture and discussion</p> <p>Method: Lecture, <i>Discovery Learning</i></p>	
LEARNING TIME BURDEN	<ul style="list-style-type: none"> ▪ Independent Study : 2 x 60 minutes ▪ Structured Assignments : 2 x 60 minutes 				<ul style="list-style-type: none"> ▪ Face to face : 2 x 50 minutes 	
LEARNING EXPERIENCE	Student activity, completeness and correctness of explanations in explaining the material, and ability to develop learning materials.				Students listen carefully when the lecturer explains and respond well to offline activities.	

LESSON PLAN: 5 th MEETING				
ASPECT	ONLINE		OFFLINE	
LEARNING ASSESSMENT	LMS Features	Instruments	Type	Instruments
	Spada	Nontest	-	Nontest
	Weight : 5%			

6. 6TH MEETING

LESSON PLAN:6 th MEETING							
ASPECT	ONLINE			OFFLINE			
SUB-CPMK	Students are able to understand writing abbreviations, acronyms, numbers, and writing number symbols. (C 6 , P1, A2- CPMK3).						
INDICATOR	Understand writing abbreviations, acronyms, numbers, and writing number symbols						
STUDY MATERIALS	Use of correct spelling rules (PUEBI)						
INSTRUCTIONAL MEDIA	SPADA URL	https://spada.unismuh.ac.id/course/view.php?id=3771					
	LMS Features	Page	√	Lessons		Slides	√
		URLs	√	Forum		Quiz	
		Dock		Task		Meetings	
		Videos		Survey		Other	
Other Media	WhatsApp Groups						
LEARNING MODEL	LMS Scenarios & Features			Scenario			
	<p>Form: LMS Lecture</p> <p>Method: Students open the LMS (Spada) in the sixth meeting of the Indonesian language course and read the instructions outlined in the sixth topic. Then students download a powerpoint on the skills of holding variations. After that, listen to the voice recording explaining the material via the WhatsApp group . Then students can ask questions via the WhatsApp group .</p>			<p>Form: Lecture and response</p> <p>Method: Lecture, inquiry , and question and answer</p>			
LEARNING TIME BURDEN	<ul style="list-style-type: none"> ▪ Independent Study : 2 x 60 minutes ▪ Structured Assignments : 2 x 60 minutes 			<ul style="list-style-type: none"> ▪ Face to face : 2 x 50 minutes 			
LEARNING EXPERIENCE	Student activity, completeness and correctness in explaining material, and ability to develop learning material.			Students listen carefully when the lecturer explains and respond well to offline activities.			
	LMS Features		Instruments		Type	Instruments	

LESSON PLAN:6 th MEETING			
ASPECT	ONLINE		OFFLINE
LEARNING ASSESSMENT	Spada	Nontest	-
	Weight : 5%		

7. 7TH MEETING

LESSON PLAN: 7 th MEETING							
ASPECT	ONLINE				OFFLINE		
SUB-CPMK	Students are able to explain effective sentences of equivalence and unity (Alignment and Emphasis) (C 2 , P2, A 4 -CPMK 4).						
INDICATOR	explains effective sentences of equivalence and unity (Parallelism and Emphasis						
STUDY MATERIALS	Effective sentence						
INSTRUCTIONAL MEDIA	SPADA URL	https://spada.unismuh.ac.id/course/view.php?id=3771					
	LMS Features	Page	√	Lessons		Slides	√
		URLs	√	Forum		Quiz	
		Dock		Task		Meetings	
		Videos		Survey		Other	
Other Media	WhatsApp Group						
LEARNING MODEL	LMS Scenarios & Features				Scenario		
	<p>Form: LMS Lecture</p> <p>Method: Students open the LMS (Spada) in the seventh meeting of the Indonesian language course and read the instructions outlined in the seventh topic. Then students download PowerPoint material on skills for leading small group discussions. After that, listen to the voice recording explaining the material via the WhatsApp group . Then students can ask questions via the WhatsApp group .</p>				<p>Form: Lecture and Discussion</p> <p>Method: Lecture, inquiry, and question and answer</p>		
LEARNING TIME BURDEN	<ul style="list-style-type: none"> Independent Study : 2 x 60 minutes Structured Assignments : 2 x 60 minutes 				<ul style="list-style-type: none"> Face to face : 2 x 50 minutes 		
LEARNING EXPERIENCE	Student activity, completeness and correctness in explaining material, and ability to develop learning material.				Students listen carefully when the lecturer explains and respond well to offline activities.		
	LMS Features		Instruments		Type		Instruments

LESSON PLAN: 7 th MEETING			
ASPECT	ONLINE		OFFLINE
LEARNING ASSESSMENT	Spada	Nontest	-
	non-test		
	Weight : 5%		

8. 8TH MEETING

LESSON PLAN: 8 th MEETING							
ASPECT	ONLINE			OFFLINE			
SUB-CPMK	Students are able to explain effective sentences of equivalence and unity (frugality and variety) (C 6 , P1, A2-CPMK 4).						
INDICATOR	explain effective sentences of equivalence and unity (frugality and variety)						
STUDY MATERIALS	Effective sentence						
INSTRUCTIONAL MEDIA	SPADA URL	https://spada.unismuh.ac.id/course/view.php?id=3771					
	LMS Features	Page	√	Lessons		Slides	√
		URLs	√	Forum		Quiz	
		Dock		Task		Meetings	
Videos			Survey		Other		
Other Media	Googlemeet https://meet.google.com/mkc-rbdw-bnz						
LEARNING MODEL	LMS Scenarios & Features			Scenario			
	<p>Form: LMS Lecture</p> <p>Method: Students open the LMS (Spada) at the ninth meeting of the Indonesian language course and read the instructions outlined in the ninth topic. Then students download PowerPoint material on small group and individual teaching skills. Next, join GoogleMeet .</p>			<p>Form: Lecture and discussion</p> <p>Method: Demonstration and Cooperative Learning</p>			
LEARNING TIME BURDEN	<ul style="list-style-type: none"> ▪ Independent Study : 2 x 60 minutes ▪ Structured Assignments : 2 x 60 minutes 			<ul style="list-style-type: none"> ▪ Face to face : 2 x 50 minutes 			
LEARNING EXPERIENCE	Student activity, understanding of concepts, and accuracy of explanations			Students listen carefully when the lecturer explains and respond well to offline activities.			
LEARNING ASSESSMENT	LMS Features		Instruments		Type	Instruments	
	Spada		Nontest		-	Nontest	

LESSON PLAN: 8th MEETING		
ASPECT	ONLINE	OFFLINE
	Weight : 5%	

9. 9TH MEETING

LESSON PLAN: 9 th MEETING							
ASPECT	ONLINE			OFFLINE			
SUB-CPMK	Students are able to understand the scientific reasoning process adequately (deductive reasoning, inductive reasoning, and fallacy). (C 2 , P 1 , A 1 -CPMK 5).						
INDICATOR	understand the process of scientific reasoning adequately (deductive, inductive, and fallacious reasoning)						
STUDY MATERIALS	Scientific Reasoning						
INSTRUCTIONAL MEDIA	SPADA URL	https://spada.unismuh.ac.id/course/view.php?id=3771					
	LMS Features	Page	√	Lessons		Slides	√
		URLs	√	Forum		Quiz	
		Dock		Task		Meetings	
		Videos		Survey		Other	
Other Media	Googlemeet https://meet.google.com/mkc-rbdw-bnz						
LEARNING MODEL	LMS Scenarios & Features			Scenario			
	<p>Form: LMS Lecture</p> <p>Method: Students open the LMS (Spada) at the ninth meeting of the Indonesian language course and read the instructions outlined in the ninth topic. Then students download PowerPoint material on small group and individual teaching skills. Next, join GoogleMeet . After that, the lecturer explained the material.</p>			<p>Form: Lecture and discussion</p> <p>Method: Demonstration and Cooperative Learning</p>			
LEARNING TIME BURDEN	<ul style="list-style-type: none"> ▪ Independent Study : 2 x 60 minutes ▪ Structured Assignments : 2 x 60 minutes 			<ul style="list-style-type: none"> ▪ Face to face : 2 x 50 minutes 			
LEARNING EXPERIENCE	Student activity, completeness and correctness in explaining material, and ability to develop learning material.			Students listen carefully when the lecturer explains and respond well to offline activities.			
	LMS Features		Instruments		Type	Instruments	

LESSON PLAN: 9 th MEETING			
ASPECT	ONLINE		OFFLINE
LEARNING ASSESSMENT	Spada	Nontest	-
	Weight : 5%		

10. 10TH & 11TH MEETING

LESSON PLAN: 10 th & 11 th MEETING							
ASPECT	ONLINE			OFFLINE			
SUB-CPMK	Students are able to make paragraphs correctly. (C 6 , P1, A2-CPMK 6). Students are able to develop paragraphs correctly (C 2 , P2, A 4 -CPMK 6).						
INDICATOR	make paragraphs correctly develop paragraphs correctly						
STUDY MATERIALS	Paragraph						
INSTRUCTIONAL MEDIA	SPADA URL	https://spada.unismuh.ac.id/course/view.php?id=3771					
	LMS Features	Page		Lessons		Slides	√
		URLs	√	Forum		Quiz	
		Dock		Task		Meetings	√
Videos			Survey		Other		
Other Media	Googlemeet	https://meet.google.com/mkc-rbdw-bnz					
LEARNING MODEL	LMS Scenarios & Features			Scenario			
	Form: LMS Lecture Method: Students open the LMS (Spada) at the tenth meeting of the Indonesian language course and read the instructions outlined in the tenth topic. Then join via the Google Meet link.			Form: Lecture Method: Lecture, independent learning by designing lesson plan			
LEARNING TIME BURDEN	<ul style="list-style-type: none"> ▪ Independent Study : 2 x 60 minutes ▪ Structured Assignments : 2 x 60 minutes 			<ul style="list-style-type: none"> ▪ Face to face : 2 x 50 minutes 			
LEARNING EXPERIENCE	Student activity, completeness and correctness in explaining material, and ability in designing learning.			Students listen carefully when the lecturer explains and respond well to offline activities.			
LEARNING ASSESSMENT	LMS Features		Instruments		Type		
	Spada discussion forum		Nontest		-		
					Instruments		
					Nontest		

LESSON PLAN: 10th & 11th MEETING		
ASPECT	ONLINE	OFFLINE
	Weight : 5%	

11. 12TH MEETING

LESSON PLAN:12 th MEETING							
ASPECT	ONLINE			OFFLINE			
SUB-CPMK	Students are able to explain the purpose of writing and the framework of the essay (C 3 , P1, A2-CPMK 7).						
INDICATOR	Explain the purpose of writing and the framework for the essay						
STUDY MATERIALS	Outline						
INSTRUCTIONAL MEDIA	SPADA URL	https://spada.unismuh.ac.id/course/view.php?id=3771					
	LMS Features	Page		Lessons		Slides	√
		URLs	√	Forum		Quiz	
		Dock		Task		Meetings	√
		Videos		Survey		Other	
Other Media	Googlemeet	https://meet.google.com/mkc-rbdw-bnz					
LEARNING MODEL	LMS Scenarios & Features			Scenario			
	Form: LMS Lecture Method: Students open the LMS (Spada) in the eleventh meeting of the Indonesian language course and read the instructions outlined in the tenth topic. Then join via the <i>Google Meet link</i> .			Form: Lecture Method: Lecture, and feedback			
LEARNING TIME BURDEN	<ul style="list-style-type: none"> ▪ Independent Study : 2 x 60 minutes ▪ Structured Assignments : 2 x 60 minutes 			<ul style="list-style-type: none"> ▪ Face to face : 2 x 50 minutes 			
LEARNING EXPERIENCE	Student activity, completeness and correctness in explaining material, and ability in designing learning.			Students listen carefully when the lecturer explains and respond well to offline activities.			
LEARNING ASSESSMENT	LMS Features		Instruments		Type		
	Spada discussion forum		Nontest		-		
	Weight : 5%						

12. 13TH MEETING

LESSON PLAN: 13 th MEETING							
ASPECT	ONLINE			OFFLINE			
SUB-CPMK	Students are able to understand the form of essays and organizational patterns (C 2 , P2, A 4 -CPMK 7).						
INDICATOR	understand essay form and organizational patterns						
STUDY MATERIALS	Outline						
INSTRUCTIONAL MEDIA	SPADA URL	https://spada.unismuh.ac.id/course/view.php?id=3771					
	LMS Features	Page		Lessons		Slides	√
		URLs	√	Forum		Quiz	
		Dock		Task		Meetings	√
		Videos		Survey		Other	
Other Media	Googlemeet	https://meet.google.com/mkc-rbdw-bnz					
LEARNING MODEL	LMS Scenarios & Features			Scenario			
	<p>Form: LMS Lecture</p> <p>Method: Students open the LMS (Spada) at the twelfth meeting of the <i>Indonesian language</i> course and read the instructions outlined in the tenth topic. Then join via the <i>Google Meet link</i>.</p>			<p>Form: Lecture</p> <p>Method: Lecture, and feedback</p>			
LEARNING TIME BURDEN	<ul style="list-style-type: none"> ▪ Independent Study : 2 x 60 minutes ▪ Structured Assignments : 2 x 60 minutes 			<ul style="list-style-type: none"> ▪ Face to face : 2 x 50 minutes 			
LEARNING EXPERIENCE	Student activity, completeness and correctness in explaining material, and ability in designing learning.			Students listen carefully when the lecturer explains and respond well to offline activities.			
LEARNING ASSESSMENT	LMS Features		Instruments		Type	Instruments	
	Spada discussion forum		Nontest		-	Nontest	
	Weight : 5%						

13. 14TH MEETING

LESSON PLAN: 14 th MEETING							
ASPECT	ONLINE			OFFLINE			
SUB-CPMK	Students are able to understand how to write official letters correctly (C 6 , P1, A2-CPMK 8).						
INDICATOR	understand how to write official letters correctly						
STUDY MATERIALS	Official letter						
INSTRUCTIONAL MEDIA	SPADA URL	https://spada.unismuh.ac.id/course/view.php?id=3771					
	LMS Features	Page		Lessons		Slides	√
		URLs	√	Forum		Quiz	
		Dock		Task		Meetings	√
		Videos		Survey		Other	
Other Media	Googlemeet	https://meet.google.com/mkc-rbdw-bnz					
LEARNING MODEL	LMS Scenarios & Features			Scenario			
	<p>Form: LMS Lecture</p> <p>Method: Students open the LMS (Spada) at the thirteenth meeting of the Indonesian language course and read the instructions outlined in the tenth topic. Then join via the Google Meet link.</p>			<p>Form: Lecture</p> <p>Method: Lecture, and feedback</p>			
LEARNING TIME BURDEN	<ul style="list-style-type: none"> ▪ Independent Study : 2 x 60 minutes ▪ Structured Assignments : 2 x 60 minutes 			<ul style="list-style-type: none"> ▪ Face to face : 2 x 50 minutes 			
LEARNING EXPERIENCE	Student activity, completeness and correctness in explaining material, and ability in designing learning.			Students listen carefully when the lecturer explains and respond well to offline activities.			
LEARNING ASSESSMENT	LMS Features		Instruments		Type	Instruments	
	Spada discussion forum		Nontest		-	Nontest	
	Weight : 5%						

14. 15TH MEETING


LESSON PLAN: 15 th MEETING							
ASPECT	ONLINE			OFFLINE			
SUB-CPMK	Students are able to understand word writing, use and writing of letters and punctuation in writing scientific papers (C 2 , P 2 , A 4 -CPMK 9).						
INDICATOR	understand word writing, use and writing of letters and punctuation in writing scientific papers						
STUDY MATERIALS	Scientific papers						
INSTRUCTIONAL MEDIA	SPADA URL	https://spada.unismuh.ac.id/course/view.php?id=3771					
	LMS Features	Page		Lessons		Slides	√
		URLs	√	Forum		Quiz	
		Dock		Task		Meetings	√
		Videos		Survey		Other	
Other Media	Googlemeet https://meet.google.com/mkc-rbdw-bnz						
LEARNING MODEL	LMS Scenarios & Features			Scenario			
	Form: LMS Lecture Method: Students open the LMS (Spada) at the fourteenth meeting of the Indonesian language course and read the instructions outlined in the tenth topic. Then join via the Google Meet link.			Form: Lecture Method: Lecture, and feedback			
LEARNING TIME BURDEN	<ul style="list-style-type: none"> ▪ Independent Study : 2 x 60 minutes ▪ Structured Assignments : 2 x 60 minutes 			<ul style="list-style-type: none"> ▪ Face to face : 2 x 50 minutes 			
LEARNING EXPERIENCE	Student activity, completeness and correctness in explaining material, and ability in designing learning.			Students listen carefully when the lecturer explains and respond well to offline activities.			
LEARNING ASSESSMENT	LMS Features		Instruments		Type		
	Spada discussion forum		Nontest		-		
					Instruments		
					Nontest		

LESSON PLAN: 15th MEETING		
ASPECT	ONLINE	OFFLINE
	Weight : 5%	

15. 16TH MEETING

LESSON PLAN:16 th MEETING							
ASPECT	ONLINE			OFFLINE			
SUB-CPMK	Students are able to understand quotations, footnotes and bibliography in writing scientific papers (C 6 , P1, A2-CPMK 9).						
INDICATOR	understand quotations, footnotes, and bibliography in writing scientific papers						
STUDY MATERIALS	Scientific papers						
INSTRUCTIONAL MEDIA	SPADA URL	https://spada.unismuh.ac.id/course/view.php?id=3771					
	LMS Features	Page		Lessons		Slides	√
		URLs	√	Forum		Quiz	
		Dock		Task		Meetings	√
Videos			Survey		Other		
Other Media	Googlemeet	https://meet.google.com/mkc-rbdw-bnz					
LEARNING MODEL	LMS Scenarios & Features			Scenario			
	<p>Form: LMS Lecture</p> <p>Method: Students open the LMS (Spada) at the fifteenth meeting of the <i>Indonesian language</i> course and read the instructions outlined in the tenth topic. Then join via the <i>Google Meet link</i>.</p>			<p>Form: Lecture</p> <p>Method: Lecture, and feedback</p>			
LEARNING TIME BURDEN	<ul style="list-style-type: none"> ▪ Independent Study : 2 x 60 minutes ▪ Structured Assignments : 2 x 60 minutes 			<ul style="list-style-type: none"> ▪ Face to face : 2 x 50 minutes 			
LEARNING EXPERIENCE	Student activity, completeness and correctness in explaining material, and ability in designing learning.			Students listen carefully when the lecturer explains and respond well to offline activities.			
LEARNING ASSESSMENT	LMS Features		Instruments		Type	Instruments	
	Spada discussion forum		Nontest		-	Nontest	
	Weight : 5%						

RENCANA TUGAS PROYEK

LESSON PLAN:16 th MEETING				
ASPECT	ONLINE	OFFLINE		
	MAKASSAR MUHAMMADIYAH UNIVERSITY FACULTY OF ECONOMICS AND BUSINESS ISLAMIC ECONOMIC STUDIES PROGRAM			
STUDENT ASSIGNMENT PLAN				
COURSE IDENTITY	MK's name	Code	Semester	SKS
	Indonesian	BW6882012655	VI	2
TASK DESIGN	Form of Assignment		Task Completion Time	
	Description		2x60 minutes	
ASSIGNMENT TITLE	Skills for opening and closing lessons			
Sub-CPMK	Task URL in LMS: https://spada.unismuh.ac.id/course/view.php?id=3771 Sub-CPMK3: Students are able to explain the meaning , objectives and principles of opening and closing lesson skills (C5, P2, A3-CPMK2). Sub-CPMK4: Students are able to develop the skill components of opening and closing lessons (C6, P1, A2-CPMK2).			
DESCRIPTION	The lecturer assigns students to work on 5 description questions via Quiz Spada. Each question has an assessment weight. Done well and on time.			
ASSIGNMENT METHODS	Project Based Learning (<i>Project Based Learning</i>)			
TASK OBJECT	Quiz			
TASK OUTPUT	Students are able to work on 5 description questions with correct results in the form of understanding, objectives, principles, advantages and disadvantages of opening and closing lessons, as well as developing the components of skills for opening and closing lessons.			
EVALUATION	Criteria & Indicators		Assessment Techniques	Weight (%)
	Achievement Indicators: 1. Explain the meaning of opening and closing lesson skills. 2. Explain the purpose of the skill of opening and closing the lesson.		Written test	5%

LESSON PLAN:16 th MEETING			
ASPECT	ONLINE	OFFLINE	
	3. Distinguish the advantages and disadvantages of opening and closing lesson skills. 4. Outlining the principles of the skill of opening and closing a lesson. 5. Create a scenario for how to open and close the lesson. Scoring Instructions: Explain accurately, completely and logically (10) Explains precisely, not exhaustively, but logically (5) Unclear and illogical (2) Student Earned Value: $\frac{\text{Acquisition score} \times 100}{\text{Maximum score}}$ Determination of criteria: 1. Score 86—100 (Very Good) 2. Score 75—85 (Good) 3. Score 56—74 (Fair) 4. Score 10—55 (Less)		
Note: This assignment as a whole has a weight of 50% of the assessment for this course			
TIMETABLE	Stages	Time	
	Second meeting	120 minutes	
ETC	Tasks must be completed on time via Spada.		
REFERENCES	Abhimanyu, Sali. 1984. <i>Skills for Opening and Closing Lessons</i> . Jakarta: L2LPTK.		



**MAKASSAR MUHAMMADIYAH UNIVERSITY
FACULTY ECONOMICS AND BUSINESS
UDI DEVELOPMENT ECONOMICS PROGRAM**

STUDENT ASSIGNMENT PLAN

COURSE IDENTITY	MK's name	Code	Semester	SKS
	Indonesian or Indonesian Language and Literature Learning Simulation	BW6882012655	I	2
TASK DESIGN	Form of Assignment		Task Completion Time	
	Description		2x60 minutes	
ASSIGNMENT TITLE	Skills provide reinforcement Task URL in LMS: https://spada.unismuh.ac.id/course/view.php?id=3771			
Sub-CPMK	Sub-CPMK9: Students are able to explain the nature, principles and methods, strengths and weaknesses of the skills of providing reinforcement (C5, P2, A3-CPMK 4). Sub-CPMK10: Students are able to develop the skills component of providing reinforcement (C 6 , P1, A2- CPMK4)			
DESCRIPTION	The lecturer assigns students to work on 5 description questions via Quiz Spada. Each question has an assessment weight. Done well and on time.			
ASSIGNMENT METHODS	Project Based Learning (<i>Project Based Learning</i>)			
TASK OBJECT	Quiz			
TASK OUTPUT	Students are able to work on 5 description questions with correct results in the form of essence, objectives, principles and methods, advantages and disadvantages of providing reinforcement, as well as developing components of skills providing reinforcement.			
EVALUATION	Criteria & Indicators	Assessment Techniques	Weight (%)	

	<p>Achievement Indicators:</p> <ol style="list-style-type: none"> 1. Explaining the nature of skills provides reinforcement. 2. Explaining the purpose of the skill provides reinforcement. 3. Differentiating between strengths and weaknesses provides reinforcement. 4. Outlining principles and skills provides reinforcement. 6. Create scenarios for providing reinforcement in the learning process in class. <p>Scoring Instructions: Explain accurately, completely and logically (10) Explains precisely, not exhaustively, but logically (5) Unclear and illogical (2)</p> <p>Student Earned Value: $\frac{\text{Acquisition score} \times 100}{\text{Maximum score}}$</p> <p>Determination of criteria:</p> <ol style="list-style-type: none"> 5. Score 86—100 (Very Good) 6. Score 75—85 (Good) 7. Score 56—74 (Fair) 8. Score 10—55 (Less) 	Written test	5%
Note: This assignment as a whole has a weight of 50% of the assessment for this course			
TIMETABLE	Stages	Time	
	Fourth meeting	120 minutes	
ETC	Tasks must be completed on time via Spada.		
REFERENCES	Hamalik, Umar. 2003. <i>Teaching and Learning Process</i> . Jakarta: Bumi Literacy. Pah, DN 1984. <i>Giving Skills</i> : L2LPTK.		



**MAKASSAR MUHAMMADIYAH UNIVERSITY
FACULTY OF ECONOMICS AND BUSINESS
ISLAMIC ECONOMIC STUDIES PROGRAM**

STUDENT ASSIGNMENT PLAN

COURSE IDENTITY	MK's name	Code	Semester	SKS
	Indonesian or Indonesian Language and Literature Learning Simulation	BW6882012655	I	2
TASK DESIGN	Form of Assignment		Task Completion Time	
	Description		2x60 minutes	
ASSIGNMENT TITLE	Indonesian language and literature learning simulation Task URL in LMS: https://spada.unismuh.ac.id/course/view.php?id=3771			
Sub-CPMK	Sub-CPMK21: Students apply the concepts of skills, methods and tools in Indonesian language and literature learning simulations (C3, P1, A2-CPMK11). Sub-CPMK22: Students are able to develop Indonesian language and literature learning simulations (C6, P1, A5-CPMK11).			
DESCRIPTION	The lecturer assigns students to teach small groups in the <i>Indonesian language class</i> . Meanwhile, students who practice but cannot attend must send a video recording of a simulation of learning Indonesian language and literature. Then students whose practice schedule is not scheduled can still listen via <i>Google Meet</i> .			
ASSIGNMENT METHODS	Reciprocal Learning (<i>Reciprocal Teaching</i>) How to do the assignment: The lecturer assigns students to teach in front of their friends as teacher-students by bringing lesson plans according to the material to be taught.			
TASK OBJECT	Teaching Practice			
TASK OUTPUT	Students are able to practice the concepts of skills, methods and tools in Indonesian language and literature learning simulations.			
EVALUATION	Criteria & Indicators	Assessment Techniques	Weight (%)	

	<p>Indicator:</p> <ol style="list-style-type: none"> 1. Teacher-students apply several <i>Indonesian language skills</i> well. 2. Teachers and students can teach and adapt to predetermined learning methods. 3. Teachers and students can teach by utilizing existing learning tools. 4. Teacher-student can manage the class. 5. Teachers and students can use Indonesian well and correctly. <p>Scores and Categories: 27—30 (Very Good) 22—26 (Good) 17—21 (Medium) 13—16 (Very Poor)</p> <p>Teacher-student Earned Value $\frac{\text{Acquisition score} \times 100}{\text{Maximum score}}$</p> <p>Determination of criteria:</p> <ol style="list-style-type: none"> 9. Score 86—100 (Very Good) 10. Score 75—85 (Good) 11. Score 56—74 (Fair) 12. Score 10—55 (Less) 	Oral test	40%
Note: This assignment as a whole has a weight of 50% of the assessment for this course			
TIMETABLE	Stages	Time	
	Meetings 11th, 12th, 13th, 14th, 15th	120 minutes	
ETC	-		

REFERENCES	Entang, M. And Raka Joni. 1984. <i>Classroom Management</i> . Jakarta: L2LPTK. Hamalik, Umar. 2003. <i>Teaching and Learning Process</i> . Jakarta: Bumi Literacy. Hamiyah, Nur and Muhammadjauhar. 2016. <i>Teaching and Learning Strategies in the Classroom</i> . Jakarta: Jakarta Library Achievement.
-------------------	--

CPL ASSESSMENT AND ACHIEVEMENTS

TOPIC	SUNDAY	CPL	CPMK	Sub-CPMK	ASSESSMENT	WEIGHT (%)	CATEGORY
I	1	S9, KU1, KK4, P1	Students are able to explain the basics of Indonesian properly and correctly (S9, KU1, KK4, P1)	Students are able to explain the meaning of Indonesian well	Nontest	5%	Very well Good Enough Not enough
II	2 – 4			Students are able to explain the correct meaning of Indonesian			
II	2	S9, KU1, KK4, P1	Students are capable understand standard Indonesian (S9, KU1, KK4, P1))	Students are able to understand the characteristics of standard Indonesian	Written test	5%	Very well Good Enough Not enough
IV	7 – 8			Students are able to understand the characteristics of non-standard Indonesian			
III	3	S5, KU3, KK4, P1, P2	Students are able to understand the correct use of spelling rules (PUEBI) (S5, KU3, KK4, P1, P2)	Students are able to understand capital letters, italics, derivative words, word combinations and particle writing	Nontest	5%	Very well Good Enough Not enough
VI	12 – 13			Students are able to understand writing abbreviations, acronyms, numbers, and writing number symbols.			

TOPIC	SUNDAY	CPL	CPMK	Sub-CPMK	ASSESSMENT	WEIGHT (%)	CATEGORY
IV	4	S5, KU3, KK4, P1, P2	Students are able to explain effective sentences (S5, KU3, KK4, P1, P2)	Students are able to explain effective sentences of equivalence and unity (Parallelism and Emphasis)	Written test	5%	Very well Good Enough Not enough
				Students are able to explain effective sentences of equivalence and unity (frugality and variety)			
V	5	S5, KU3, KK4, P1, P2	Students are able to understand scientific reasoning (S5, KU3, KK4, P1, P2)	Students are capable. Students are able to understand the process of scientific reasoning adequately (deductive, inductive, and fallacious reasoning).	Nontest	5%	Very well Good Enough Not enough
VI	6	S5, KU3, KK4, P1, P2	Students are able to create and develop paragraphs correctly (S5, KU3, KK4, P1, P2)	Students are able to make paragraphs correctly.	Nontest	5%	Very well Good Enough Not enough
				Students are able to develop paragraphs correctly			
VII	7	S5, KU3, KK4, P1, P2	Students are able to explain the purpose of writing, materials and essay framework . (Students are able to explain the purpose of writing and the framework of the essay Students are	Nontest	5%	Very well Good Enough Not enough

TOPIC	SUNDAY	CPL	CPMK	Sub-CPMK	ASSESSMENT	WEIGHT (%)	CATEGORY
			S5, KU3, KK4, P1, P2)	able to understand the form of essays and organizational patterns			
VIII	8	S5, KU3, KK4, P1, P2	Students are able to explain how to write a good and correct official letter . (S5, KU3, KK4, P1, P2)	Students are able to understand how to write official letters correctly	Nontest	5%	Very well Good Enough Not enough
IX	9	S5, KU3, KK4, P1, P2	Students are able to explain how to write scientific papers (papers/reports) with the correct procedures (S5, KU3, KK4, P1, P2)	Students are able to understand word writing, use and writing of letters and punctuation in writing scientific papers Students are able to understand quotations, footnotes and bibliography in writing scientific papers	Nontest	5%	Very well Good Enough Not enough

ASSESSMENT AND ASSESSMENT SCALE



EVALUATION			SCORING SCALE	
ASPECT	TYPE	PROPORTION (%)	INTERVALS	LETTER
Absence	-	10	80 – 100	A
Activity completion	-	10	65 – < 80	B
Formative Assessment	Quiz	5	50 – <65	C
	Quiz	5	40 – <50	D
	Other tasks	5	0 – <40	E
Summative Assessment	Project assignments	40		
	UTS	15		
	UAS	15		

BIBLIOGRAPHY

- Abhimanyu, Sali. 1984. *Skills for Opening and Closing Lessons* . Jakarta: L2LPTK.
- Dryden, Bobb, Mark Reardon, and Sarah Singer-Nourie. 2001. *Quantum Teaching: Practicing Quantum Learning in Classrooms* . Bandung: Kaifa.
- Entang, M. And Raka Joni. 1984. *Classroom Management* . Jakarta: L2LPTK
- Hamalik, Umar. 2003. *Teaching and Learning Process* . Jakarta: Bumi Literacy.
- Hamiyah, Nur and Muhammadjauhar. 2016. *Teaching and Learning Strategies in the Classroom* . Jakarta: Jakarta Library Achievement.
- Joni, Raka. 1984. *Variation Skills in Teaching* . Jakarta: L2LPTK.
- Meier, Dave. 2002. *The Accelerated Learning Handbook* . Bandung: Kaifa.
- Parera, DJ 1993. *Questioning and Explaining Skills* .
- Pah, DN 1984. *Strengthening Skills* . Jakarta: L2LPTK.
- IUP-Guide-Book-2022.pdf. (nd).
- Respatiadi, H., & Tandra, S. (2018). *Underage and Unrecorded: Alcohol Consumption and its Health Risk for the Youth Case Study in Bandung , West Java*. 0–24.
- Phillips, T., Phillips, A., & Phillips, T. (nd). 2. Student, I. (1891). *A Guide Book to Books*. *Nature*, 44(1131), 196–196.

RPS Compiler



Quality Assurance of Study Program

Asri Jaya, SE, MM
NIDN 092 6088303

Reviewer



Course Coordinator

Muhammad Dahlan, S.Pd. M.Pd
NIDN. 911109101

Endorsed by:

head of the study program

Dr. H. Muhammad Najib Kasim, SE, M.Sc
NIDN. 8823690019